

Duty gardening.

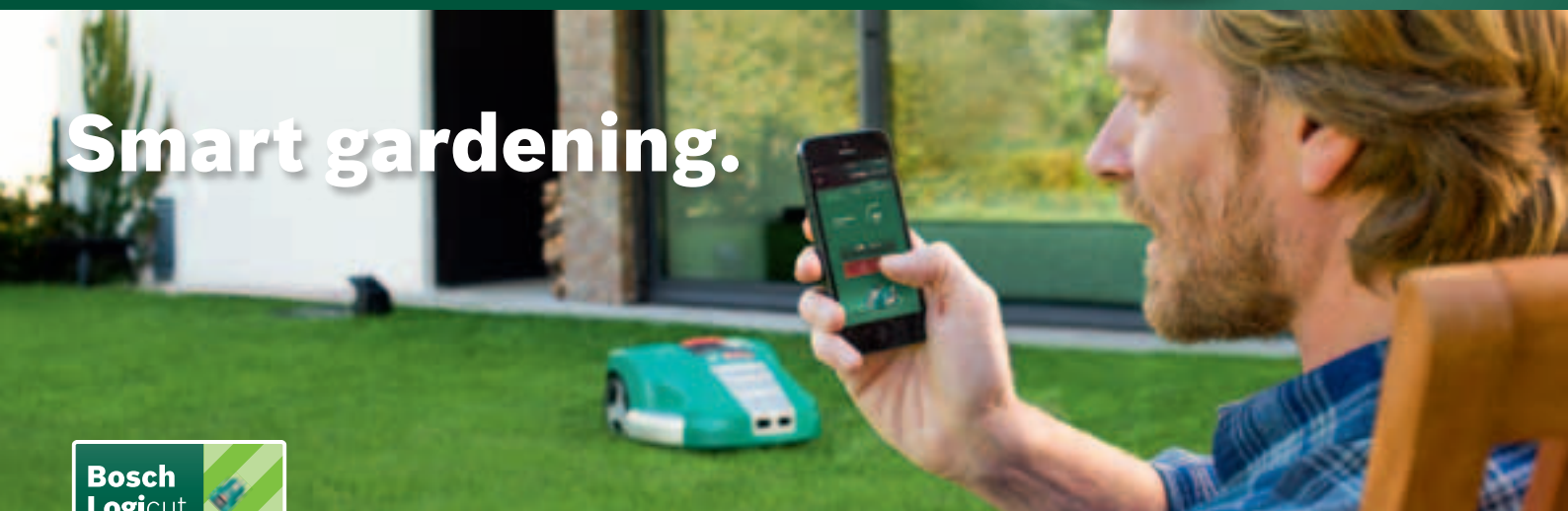


Lawn care at your fingertips.

The new robotic lawnmower Indego Connect can be controlled from the convenience of your mobile devices – smart gardening wherever you are.



Smart gardening.



Make it your home. The innovative robotic lawnmower Indego Connect from Bosch. Using the intelligent LogiCut navigation system the Indego Connect calculates an efficient cutting route and mows in clean, parallel lines.



BOSCH
Invented for life



**Mowing
can be a duty ...**

... or a pleasure.

It's in your hands, literally! With the new Indego Connect you're able to manage your lawn by the touch of your fingertips. Just set the mower up on your lawn, install the free app and enjoy the time you save. The Indego Connect mows by itself, charges whenever it needs to and is highly efficient thanks to Logicut, the intelligent navigation system developed by Bosch. It even lets you know when to check your cutting blades. All in one lawnmower, all in one app.





**It can be
healthy ...**







**It can be
exciting ...**





**... or even
relaxing ...**

**But above all:
It can be
connected.**





Smart technology. Clever connectivity.

Connected technology



GSM technology keeps you connected to your mower, wherever you are.

Free connectivity



No costs to pay for data received or sent by the mower. No contracts to sign.

Mobile signal required



The Indego Connect uses the mobile phone network to communicate. Check you have a signal in your garden!

Remote software updates




The latest Indego Connect software can be delivered to your machine remotely and automatically!

Free app

Get started straight away. Just scan the QR code on the packaging to install the app.




Getting connected. Get started.



Step 1

Scan the QR code on the packaging.



Step 2

Install the free app.



Download on the
App Store

GET IT ON
Google play

Download from
Windows Store



Step 3

Register some basic details.

One app. One lawnmower. All the comfort.

Once your machine and app are installed you are able to manage your Indego Connect remotely. Set it mowing, return it to the docking station, set up cutting schedules and even view a map of your lawn showing the area cut so far! The app will also inform you if ever there is an issue that requires your attention or if your cutting blades need checking. Lawnmowing couldn't be any more convenient!



Step 4


Scan the QR code on the mower.



Your Indego is now **connected** and **ready to mow!**

One simple app. Many smart options.

Lawnmowing gets connected. With the Indego Connect and new Smart Gardening App from Bosch you have everything you need to manage your lawn remotely. From setting up a cutting schedule to browsing the accessories range, your perfect lawn is just a few swipes away.



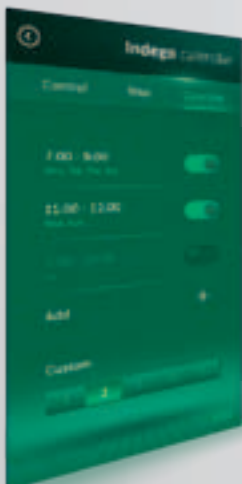
Control

Start, pause and dock your Indego Connect wherever you are, whenever you want.



Map

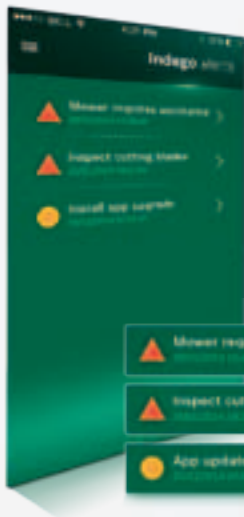
Check the progress of your lawnmower during a cutting session.



Calendar


Set up and edit your cutting schedules via your smart device.





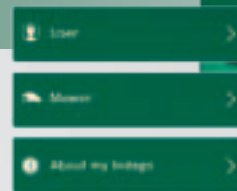
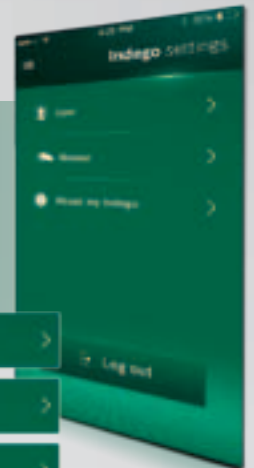
Alerts

Be informed should the Indego Connect require your attention.



Settings

Edit user, mower and security settings as required.



Support

Any problems?
Please get in touch.




FAQ

Find solutions and suggestions for your questions including "How to" videos.



Accessories

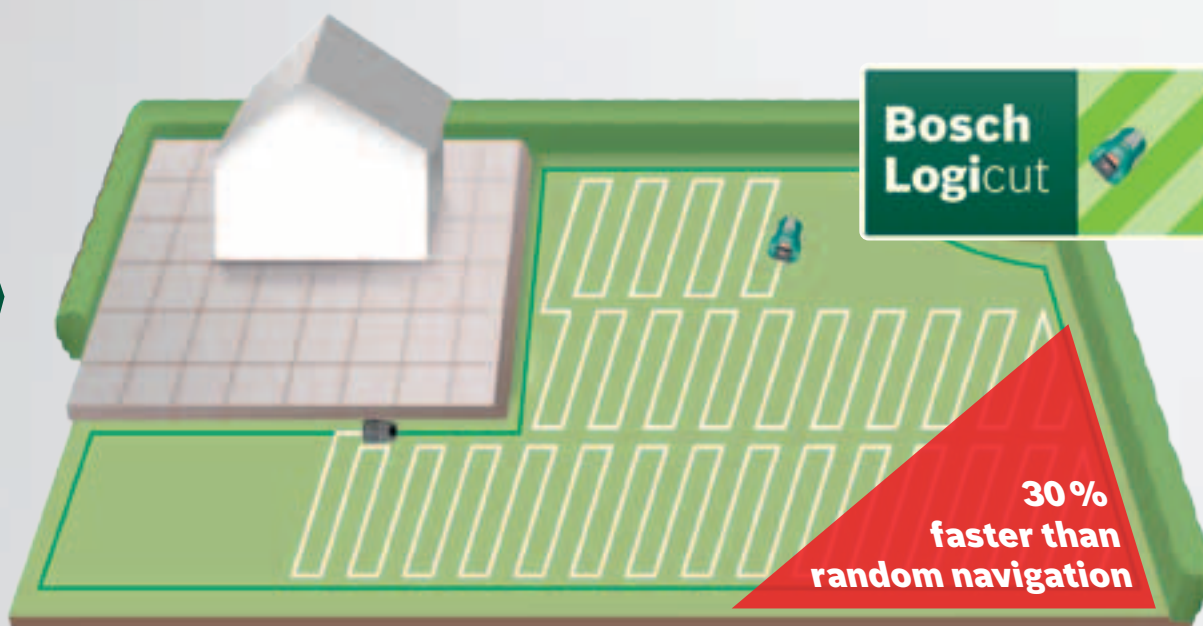
Is your lawn bigger than you thought? Do your blades need replacing? Order your accessories online via the links provided.



Efficient in every way.

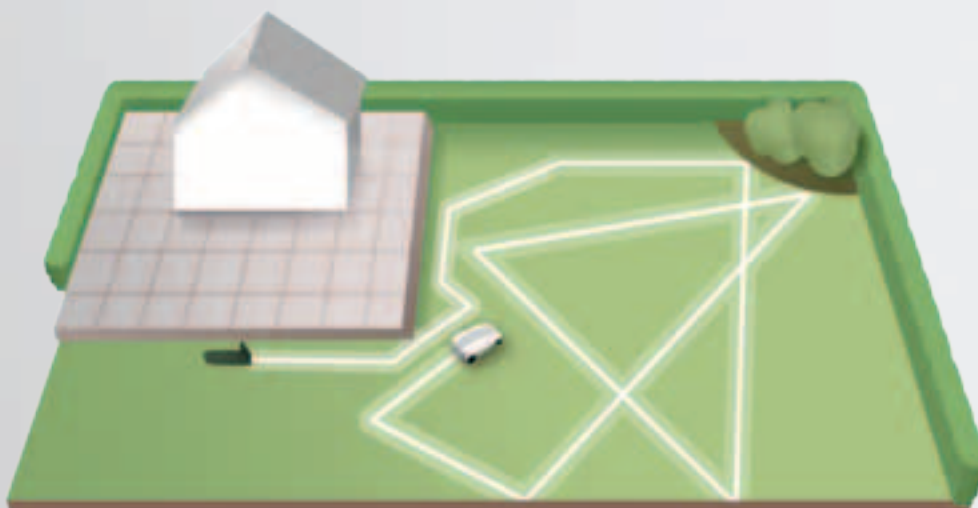
Intelligent mowing with Logicut.

Mowing quickly and accurately requires a systematic approach: Logicut. Indego Connect uses the Bosch developed Logicut intelligent navigation system to mow your lawn in an efficient way by mapping and calculating every inch of your garden. No patch will be left uncut or mowed twice. As a result, Logicut is at least 30% faster than random navigation. Efficient, energy saving and quick. In one word: Logicut.



Average mowing time (including charge time)


200 m ² in 2 hours	800 m ² in 9 hours
500 m ² in 6 hours	1,000 m ² in 12 hours



Mowing without Logicut

One simple setup, in three easy steps.

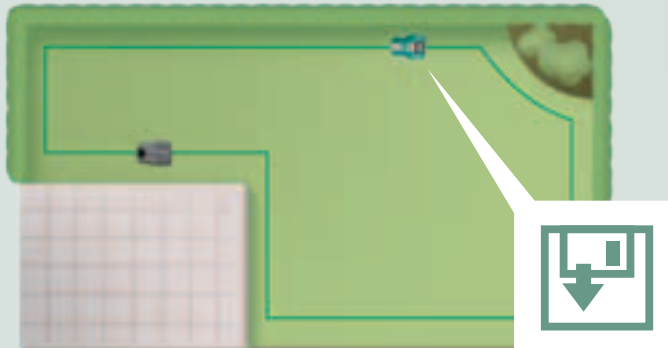
1. Install wire



Install wire

Install the docking station and define the lawn area with the perimeter wire.

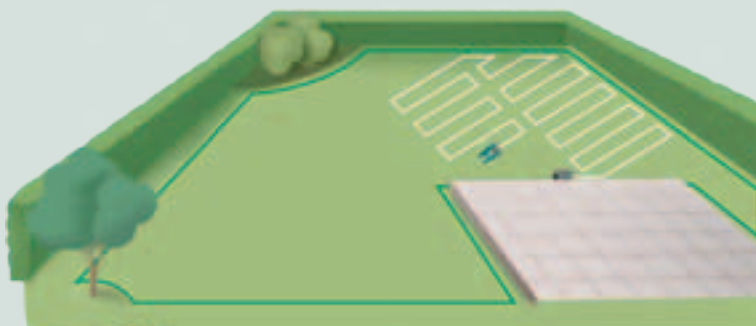
2. Map lawn



Map lawn

Your lawnmower will follow the perimeter wire in order to build up a map of your lawn area.

3. Mow



Mow

The Indego Connect will now mow in efficient parallel lines using Logicut intelligent navigation.

Perfectly adapted to your lawn.

As well as providing the perfect mow, the Indego Connect is also designed to be robust, safe and secure.

Safety



PIN protection and alarm system



Mulching function



Quick blade stop



Slope mowing capacity



Obstacle detection bump sensor



Working in most weather conditions




Automatic charging system

Benefits

Efficiency comes in many shapes and sizes. So do gardens.

Every garden is unique and requires an efficient mowing solution to save time and energy. This is what Indego Connect and Logicut are specifically designed to do.




Simple Garden

Simple and fast, the most efficient garden shape!

Sloped Garden

Some gardens come with an angle, however slopes of up to 20° are no problem for the Indego Connect.

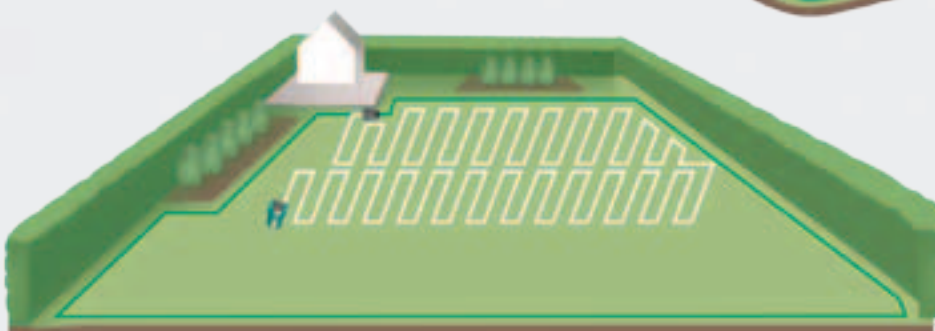


Complex Garden

The Indego Connect is able to provide very complex gardens with the perfect cut.

Irregular Garden

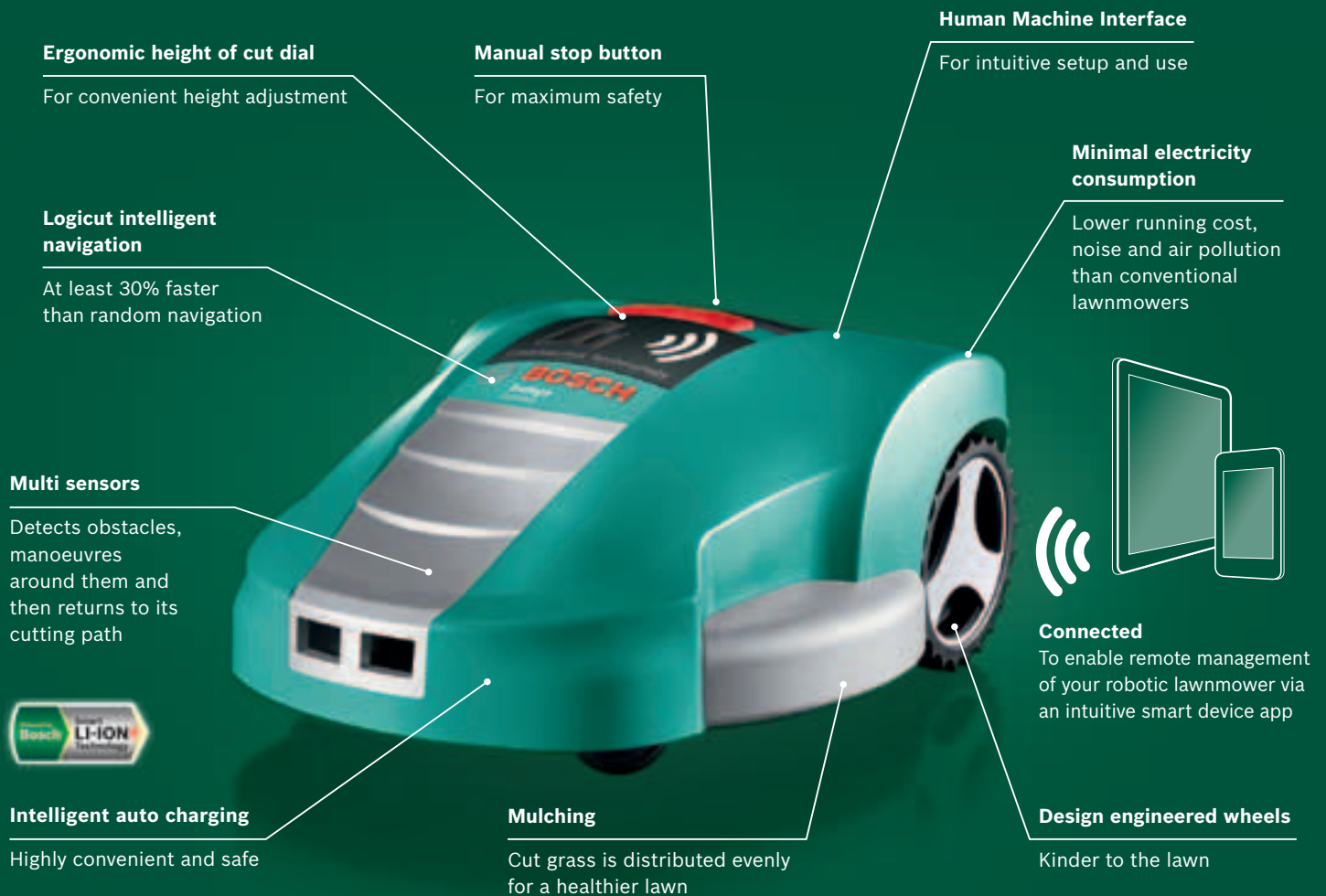
Sprawling, irregular gardens are systematically and efficiently managed.



Larger Garden

Larger gardens too.
Up to 1,000 m² lawn area
(depending upon the model).

Everything Indego stands for at a glance.



Replacement blades x 3
Part number: F 016 800 321
EAN code: 3165140.668187



Perimeter wire (100 m)
Part number: F 016 800 373
EAN code: 3165140.774635




Wire connectors x 4
Part number: F 016 800 432
EAN code: 3165140.797443



Fixing pegs x 20
Part number: F 016 800 318
EAN code: 3165140.662536



Fixing pegs x 100
Part number: F 016 800 374
EAN code: 3165140.774642



Fixing nails x 4
Part number: F 016 800 322
EAN code: 3165140.668194

Our range. Your lawn.

A perfect match.



Indego 800

The new Indego 800 is designed for smaller gardens (up to 800 sqm) and comes with a docking station and Logicut intelligent navigation ensuring your lawn is cut quickly and efficiently.



Indego

The original Indego is capable of managing up to 1000 sqm in total lawn area and comes with a docking station and Logicut intelligent navigation ensuring your lawn is cut quickly and efficiently.



Indego 1000 Connect

The next generation of Indego robotic lawnmowers. All the benefits of the standard Indego plus many extra features accessible via the free smart device app. Manage your Indego from wherever you are.

Technical features	Indego 800	Indego	Indego 1000 Connect
Power	32.4 V / 3.0 Ah	32.4 V / 3.0 Ah	32.4 V / 3.0 Ah
Cells per cluster	1.5 Ah, 3.6 V, 18 (x 1)	1.5 Ah, 3.6 V, 18 (x 1)	1.5 Ah, 3.6 V, 18 (x 1)
Charging function	Auto	Auto	Auto
Cutting width	26 cm	26 cm	26 cm
Weight	11.1 kg	11.1 kg	11.1 kg
Coverage per charge	200 m ² (±20%)	200 m ² (±20%)	200 m ² (±20%)
Maximum area of operation	800 m ²	1,000 m ²	1,000 m ²
Run time average	50 min	50 min	50 min
Charge time	50 min	50 min	50 min
Noise level	Measured: 72 dB(A) Guaranteed: 75 dB(A)	Measured: 72 dB(A) Guaranteed: 75 dB(A)	Measured: 72 dB(A) Guaranteed: 75 dB(A)
Supplied with	Indego 800, 150 m perimeter wire, 300 fixing pegs, instruction manual, docking station, 4 x fixing nails, 2 x wire connectors, power supply unit	Indego, 200 m perimeter wire, 400 fixing pegs, instruction manual, docking station, 4 x fixing nails, 2 x wire connectors, power supply unit	Indego 1000 Connect, 200 m perimeter wire, 400 fixing pegs, instruction manual, docking station, 4 x fixing nails, 2 x wire connectors, power supply unit
Part no.	0 600 8A2 172	0 600 8A2 170	0 600 8A2 370
EAN code	3165140.817288	3165140.644280	3165140.798136

FAQ The Indego Connect robotic lawnmower

Connectivity

Will I be able to use an Indego Connect in my local area?

If there is a mobile phone signal available in your garden you will be able to use the Indego Connect. The Indego Connect will automatically select the strongest mobile signal in your area, regardless of the network provider.

How much will the connectivity cost me?

When using the Bosch Smart Gardening App, standard data charges apply as set out by your mobile network provider. There is however no cost to you for the connection between the Indego Connect and the mobile network. There are no contracts for you to sign.

The App

Which smart device platforms is the Bosch Smart Gardening App available on?

Our free app is available on the following platforms:

For Smartphones – Android from version 4.1, iOS from version 6, Windows Phone from version 8.
For Tablets – Android from version 4.1, iOS from version 6.

Software updates

How do I keep my Indego Connect software up to date?

You are able to select automatic updates via the Security settings section of the app. By doing so, your mower will automatically be sent any subsequent software updates via the connectivity system. Or should you prefer, you will be able to accept the software updates manually, as they occur.

Logicut

What is Logicut?

Unlike other robotic lawnmowers, the Indego uses Logicut intelligent navigation, developed by Bosch. Using Logicut, the Indego maps out the shape of your lawn area then cuts the lawn in parallel lines, ensuring no patch is cut more than once or left out.

Security

What if my Indego Connect is stolen?

Your Indego Connect has a unique serial number linked to your User Account. In the unfortunate event that someone steals your machine, you will be able to immediately disable it via the app. Doing so will render the mower useless until it is re-enabled by you.

The Contents

What do I get in the box?

An Indego Connect robotic lawnmower, docking station, fixing nails, perimeter wire, fixing pegs, wire connectors, instruction manual and power supply.

Service & Support

Best quality. Best service.

We take support personally. If you have any special requests concerning your Indego, don't hesitate to contact us via phone or e-mail.



5 Days Repair Service*
2 Year Guarantee**



Support


0344 736 0109***
support@indegoc.co.uk

Installation

Installation made easy

Online support and download

For more tips and tricks to set up your Indego Connect visit **www.bosch-garden.com**. At our dedicated Indego page you can watch the easy step-by-step video guide, download a quick installation guide and a quick connect guide.



* Excluding weekends and bank holidays.

** All standard machines come with a 2 year guarantee, with the exception of batteries which have a 1 year guarantee.

*** Calls to 03 numbers cost the same as 01/02 prefix calls and are included in inclusive minutes and discount schemes in the same way.

We keep you up und running. Guaranteed!

Extensive, continuous endurance-testing and production line sampling ensure that only the best quality products leave the Bosch factory. Our comprehensive 2 year guarantees on all Bosch products are proof of our confidence in our quality control procedures. More detailed information can be found in the warranty declaration at **www.bosch-garden.com**.



Hotline:
0344 736 0109
boschservicecentre@uk.bosch.com

1619LG8717 - GB - Printed in Federal Republic of Germany - Subject to technical alterations. No liability is accepted for printing errors.

Bosch Lawn and Garden Ltd.
Broadwater Park
North Orbital Road
Denham
UB9 5HJ



BOSCH
Invented for life